

GURUKULA KANGRI (DEEMED TO BE UNIVERSITY)

Haridwar, Uttarakhand | Founded 1902 | NAAC Accredited

INTERNAL QUALITY ASSURANCE CELL (IQAC)

EXTERNAL ACADEMIC AUDIT REPORT

Academic Session 2024–2025

Scope: 25 Departments · 8 Criteria · 53 Sub-Criteria

Methodology: External Academic Audit as per IQAC Academic Audit Manual

Aligned with NAAC, NIRF and International University Ranking Indicators

About This Report

The Internal Quality Assurance Cell (IQAC), Gurukula Kangri (Deemed to be University), Haridwar, conducted an External Academic Audit for the session 2024–25 in accordance with its Academic Audit Manual (Version 3.1). A total of 25 departments across faculties — Sciences, Humanities, Engineering (FET), Vedic Studies, and Professional Programmes — were assessed against 8 criteria comprising 53 sub-criteria, each scored out of 100.

Where departments have left sub-criteria blank, these have been treated as Not Applicable (N/A) and are excluded from both the numerator and denominator when computing percentages. This ensures that each department is assessed only against criteria relevant to its academic context. All percentages in this report are calculated on the basis of applicable sub-criteria only.

Performance Bands used in this report:

Excellent: ≥ 85% **Good:** 70–84% **Average:** 50–69% **Below Average:** < 50%

UNIVERSITY COMPOSITE SCORE CARD

Academic Session 2024–25 · External Academic Audit · 25 Departments · 8 Criteria · 53 Sub-Criteria

Overall University Score

76.03%

● **GOOD**

Score computed as the arithmetic mean of all 25 department overall percentages.

N/A sub-criteria are excluded from each department's percentage; each department is scored against applicable sub-criteria only.

Metric	Value	Remarks
University Composite Score	76.03%	GOOD
Departments Assessed	25	All faculties included
Highest Scoring Department	91.0%	ECE FET
Lowest Scoring Department	61.5%	Philosophy
Departments in Excellent Band (≥85%)	4 of 25	ECE FET, Zoology, Music, CSE FET
Departments in Good Band (70–84%)	14 of 25	56% of all departments
Departments in Average Band (50–69%)	7 of 25	Require targeted improvement
Departments Below Average (<50%)	0 of 25	No department below average

Criterion-wise Institution Averages

Criterion	Avg Score	Band
C1: Curriculum Design & Academic Planning	76.5%	Good
C2: Teaching–Learning & Academic Delivery	77.8%	Good
C3: Student Quality & Academic Outcomes	75.3%	Good
C4: Research Output & Academic Contribution	74.0%	Good
C5: Innovation, Consultancy & Industry Interface	64.5%	Average
C6: Infrastructure & Learning Resources	76.8%	Good
C7: Extension & Social Responsibility	78.4%	Good
C8: Governance, Quality Assurance & Documentation	80.8%	Good
Criteria Composite (mean of all 8 criteria)	75.51%	GOOD

Performance Bands: Excellent ≥85% | Good 70–84% | Average 50–69% | Below Average <50%

Section 1 — Consolidated Summary: All Criteria

The table below presents criterion-wise percentage scores for all 25 departments, sorted by overall performance. N/A indicates that the department did not assess that criterion (treated as not applicable). Scores are colour-coded by performance band.

Department	C1	C2	C3	C4	C5	C6	C7	C8	Overall %
ECE FET	79.2%	94.3%	92.1%	84.2%	96.2%	95.0%	98.0%	90.8%	91.0%
Zoology & Envi. Sci.	92.0%	89.2%	75.0%	97.9%	91.7%	86.4%	100.0%	97.5%	90.7%
Music KGC Dehradun	86.7%	85.7%	95.7%	80.0%	80.0%	100.0%	83.8%	80.0%	89.1%
CSE FET	82.1%	79.6%	78.6%	74.4%	91.7%	93.6%	98.0%	94.2%	85.2%
Management Studies	100.0%	96.7%	82.1%	81.7%	80.0%	72.9%	82.5%	65.8%	82.7%
EE FET	78.3%	50.0%	90.7%	37.5%	57.5%	100.0%	100.0%	92.0%	82.2%
Botany & Microbiology	80.0%	86.7%	75.0%	92.9%	32.5%	70.7%	87.5%	98.0%	81.3%
Chemistry	60.0%	88.7%	80.0%	90.7%	75.0%	68.0%	60.0%	96.0%	80.5%
ME FET	88.2%	81.5%	60.0%	75.7%	53.8%	95.5%	96.0%	86.7%	80.3%
Yogic Science	77.5%	77.0%	88.0%	73.3%	48.3%	95.0%	93.0%	76.0%	79.1%
B. Pharma	89.0%	85.7%	80.7%	75.0%	73.0%	90.7%	58.0%	73.3%	78.8%
Physical Education & Sports	91.0%	78.7%	93.9%	63.3%	60.4%	62.9%	100.0%	90.0%	78.8%
English	78.6%	82.0%	73.1%	79.7%	100.0%	66.7%	85.0%	87.0%	78.7%
Shradhanand Vedic Shodhf Sansthan	N/A	N/A	N/A	86.7%	N/A	70.0%	N/A	70.0%	77.1%
Psychology	74.2%	85.0%	78.6%	84.0%	46.7%	67.9%	56.7%	72.5%	73.4%
Math's	79.0%	85.7%	60.0%	82.3%	0.0%	79.4%	95.0%	81.0%	73.3%
Computer Science	84.2%	80.0%	52.4%	87.4%	73.3%	67.9%	75.0%	61.0%	73.1%
Hindi	62.5%	80.8%	85.0%	72.0%	62.5%	50.8%	72.5%	90.0%	71.5%
Physics	58.6%	83.0%	70.8%	79.2%	85.0%	55.0%	35.0%	61.8%	66.4%
Jyotirvigyan Evam Vedic Karmkand	56.0%	56.0%	81.2%	47.5%	60.0%	80.0%	N/A	80.0%	66.1%
History	80.0%	83.0%	41.3%	58.7%	51.2%	72.9%	72.5%	68.0%	65.5%
Applied Science FET	45.0%	74.0%	100.0%	59.1%	65.0%	92.5%	N/A	60.0%	65.2%
Veda	74.0%	60.0%	61.0%	67.0%	45.0%	50.8%	72.5%	90.0%	65.0%
Sanskrit	64.0%	48.8%	63.7%	72.0%	35.0%	72.5%	N/A	80.0%	64.3%
Philosophy	76.0%	55.8%	48.0%	48.8%	85.0%	62.8%	25.0%	79.0%	61.5%

Colour Legend — Excellent ≥85% Good 70–84% Average 50–69% Below Average <50% N/A — Not Assessed

Criterion
C1: Curriculum Design & Academic Planning
C2: Teaching–Learning & Academic Delivery
C3: Student Quality & Academic Outcomes
C4: Research Output & Academic Contribution
C5: Innovation, Consultancy & Industry Interface
C6: Infrastructure & Learning Resources
C7: Extension & Social Responsibility
C8: Governance, Quality Assurance & Documentation

Section 2 — Key Observations & Institution-Level Analysis

2.1 Overall Performance Distribution

Out of 25 departments assessed, all provided scores on at least one criterion. The top-performing departments overall are: ECE FET (91.0%), Zoology & Envi. Sci. (90.7%), Music KGC Dehradun (89.1%), CSE FET (85.2%), Management Studies (82.7%).

Departments with comparatively lower overall scores that may require focused attention and capacity building include: History (65.5%), Applied Science FET (65.2%), Veda (65.0%), Sanskrit (64.3%), Philosophy (61.5%).

2.2 Criterion-Wise Institution-Level Observations

Criterion 1: Curriculum Design & Academic Planning — Institution avg: 76.5%. Excellent performers: 6/24. Below Average: 1/24.

Criterion 2: Teaching–Learning & Academic Delivery — Institution avg: 77.8%. Excellent performers: 9/24. Below Average: 1/24.

Criterion 3: Student Quality & Academic Outcomes — Institution avg: 75.3%. Excellent performers: 7/24. Below Average: 2/24.

Criterion 4: Research Output & Academic Contribution — Institution avg: 74.0%. Excellent performers: 5/25. Below Average: 3/25.

Criterion 5: Innovation, Consultancy & Industry Interface — Institution avg: 64.5%. Excellent performers: 6/24. Below Average: 6/24.

Criterion 6: Infrastructure & Learning Resources — Institution avg: 76.8%. Excellent performers: 9/25. Below Average: 0/25.

Criterion 7: Extension & Social Responsibility — Institution avg: 78.4%. Excellent performers: 10/21. Below Average: 2/21.

Criterion 8: Governance, Quality Assurance & Documentation — Institution avg: 80.8%. Excellent performers: 11/25. Below Average: 0/25.

2.3 Notable Strengths

Several departments demonstrated exemplary performance. Zoology & Environmental Sciences achieved remarkable overall scores with near-perfect marks in Criterion 4 (Research Output, 97.9%) and Criterion 7 (Extension & Social Responsibility, 100%). Management Studies scored a perfect 100% in Criterion 1, reflecting outstanding curriculum planning. ECE FET and CSE FET from the Faculty of Engineering & Technology demonstrated consistent excellence across all technical criteria. Botany & Microbiology and Chemistry showed strong research outputs (92.9% and 90.7% respectively in C4).

2.4 Areas Requiring Improvement

Shradhanand Vedic Shodh Sansthan reported N/A for the majority of criteria, reflecting its specialised research-only nature; IQAC should ensure minimum documentation standards are maintained for applicable criteria. Applied Science FET scored 45% in Criterion 1, indicating curriculum planning gaps. The EE FET department, while scoring perfectly in Infrastructure (100%) and Extension (100%), showed a very low score in Criterion 4 — Research Output (37.5%), suggesting that research culture needs strengthening. Several Vedic studies departments (Jyotirvigyan, Sanskrit, Veda) show limited engagement with Criteria 5 and 7, which may reflect contextual disciplinary constraints but should be discussed with IQAC for appropriate benchmarking.

2.5 N/A Sub-Criteria: Policy Note

Departments have been permitted to mark sub-criteria as N/A where genuinely inapplicable. IQAC recommends that in future audit cycles, departments provide a brief written justification for each N/A claim, to ensure transparency and prevent inadvertent omission of applicable parameters. This is particularly relevant for Criteria 5 (Innovation & Industry Interface) and Criterion 7 (Extension & Social Responsibility), where blanket N/A usage has been observed without context.

Section 3 — Criterion-wise Results by Department

Criterion 1: Curriculum Design & Academic Planning

Sub-Criteria covered under this criterion (each scored out of 100):

- 1.1 Programme Relevance to National and Industry Needs
- 1.2 Curriculum Revision and BoS Participation
- 1.3 Integration of Interdisciplinary and Emerging Topics and Value Added / Certificate Courses
- 1.4 Academic Flexibility (Electives, NEP/CBCS Implementation)
- 1.5 Alignment of Courses with Program Outcomes (PO) and Academic Planning
- 1.6 SWAYAM / MOOC Courses Opted by Students [NEW]
- 1.7 SWAYAM / MOOC Courses Launched by the Department [NEW]

Department scores (sorted by criterion percentage, highest to lowest):

Department	1.1	1.2	1.3	1.4	1.5	1.6	1.7	Score %
Management Studies	100	100	100	100	100	100	N/A	100.0%
Zoology & Envi. Sci.	80	80	100	100	100	N/A	N/A	92.0%
Physical Education & Sports	90	95	70	100	100	N/A	N/A	91.0%
B. Pharma	80	85	90	100	90	N/A	N/A	89.0%
ME FET	71	100	90	90	88	90	N/A	88.2%
Music KGC Dehradun	85	80	60	100	100	N/A	95	86.7%
Computer Science	50	75	80	100	100	100	N/A	84.2%
CSE FET	100	100	20	100	100	80	75	82.1%
Botany & Microbiology	45	75	80	100	100	N/A	N/A	80.0%
History	60	60	90	90	100	N/A	N/A	80.0%
ECE FET	90	75	20	100	90	100	N/A	79.2%
Math's	50	60	100	100	85	N/A	N/A	79.0%
English	50	88	70	90	95	N/A	N/A	78.6%
EE FET	50	70	100	80	70	100	N/A	78.3%
Yogic Science	60	65	100	70	80	90	N/A	77.5%
Philosophy	60	60	90	80	90	N/A	N/A	76.0%
Psychology	80	65	80	80	75	65	N/A	74.2%
Veda	40	70	60	100	100	N/A	N/A	74.0%
Sanskrit	40	60	100	100	20	N/A	N/A	64.0%
Hindi	50	65	60	90	100	N/A	10	62.5%
Chemistry	50	80	80	70	20	N/A	N/A	60.0%
Physics	65	55	90	100	100	0	0	58.6%

Department	1.1	1.2	1.3	1.4	1.5	1.6	1.7	Score %
Jyotirvigyan Evam Vedic Karmkand	40	40	80	100	20	N/A	N/A	56.0%
Applied Science FET	30	10	N/A	40	100	N/A	N/A	45.0%
Shradhanand Vedic Shodh Sansthan	N/A	N/A	N/A	N/A	N/A	N/A	N/A	N/A

Comparative Analysis

Across 24 assessed departments (1 not assessed), the average criterion score is 76.5%. Performance distribution: Excellent ($\geq 85\%$) — 6 departments; Good (70–84%) — 12 departments; Average (50–69%) — 5 departments; Below Average ($< 50\%$) — 1 departments.

Top performers: Management Studies (100.0%), Zoology & Envi. Sci. (92.0%), Physical Education & Sports (91.0%). Departments needing attention: Physics (58.6%), Jyotirvigyan Evam Vedic Karmkand (56.0%), Applied Science FET (45.0%).

Sub-Criteria Analysis

1.1 — Programme Relevance to National and Industry Needs: 24 departments assessed (1 N/A). Average score: 63.2/100. Best: CSE FET (100). Lowest: Applied Science FET (30).

1.2 — Curriculum Revision and BoS Participation: 24 departments assessed (1 N/A). Average score: 71.4/100. Best: ME FET (100). Lowest: Applied Science FET (10).

1.3 — Integration of Interdisciplinary and Emerging Topics and Value Added / Certificate Courses: 23 departments assessed (2 N/A). Average score: 78.7/100. Best: Sanskrit (100). Lowest: ECE FET (20).

1.4 — Academic Flexibility (Electives, NEP/CBCS Implementation): 24 departments assessed (1 N/A). Average score: 90.8/100. Best: Music KGC Dehradun (100). Lowest: Applied Science FET (40).

1.5 — Alignment of Courses with Program Outcomes (PO) and Academic Planning: 24 departments assessed (1 N/A). Average score: 84.3/100. Best: Music KGC Dehradun (100). Lowest: Jyotirvigyan Evam Vedic Karmkand (20).

1.6 — SWAYAM / MOOC Courses Opted by Students [NEW]: 9 departments assessed (16 N/A). Average score: 80.6/100. Best: EE FET (100). Lowest: Physics (0).

1.7 — SWAYAM / MOOC Courses Launched by the Department [NEW]: 4 departments assessed (21 N/A). Average score: 45.0/100. Best: Music KGC Dehradun (95). Lowest: Physics (0).

Criterion 2: Teaching–Learning & Academic Delivery

Sub-Criteria covered under this criterion (each scored out of 100):

- 2.1 Student–Faculty Ratio and Workload Distribution
- 2.2 Use of ICT Enabled Teaching Methods
- 2.3 Experiential Learning (Case Studies, Projects, Simulations)
- 2.4 Faculty Qualifications, Specialization and Professional Development
- 2.5 E-Content Development by Faculty [NEW]
- 2.6 Student Diversity, Inclusion and Support
- 2.7 Internal Assessment and Examination Reforms

Department scores (sorted by criterion percentage, highest to lowest):

Department	2.1	2.2	2.3	2.4	2.5	2.6	2.7	Score %
Management Studies	100	100	100	80	N/A	100	100	96.7%
ECE FET	100	90	90	100	80	100	100	94.3%
Zoology & Envi. Sci.	90	80	100	100	N/A	65	100	89.2%
Chemistry	100	62	100	100	N/A	100	70	88.7%
Botany & Microbiology	100	60	100	90	N/A	90	80	86.7%
Math's	85	55	N/A	88.5	N/A	100	100	85.7%
B. Pharma	90	85	100	75	60	90	100	85.7%
Music KGC Dehradun	100	70	75	100	75	100	80	85.7%
Psychology	100	80	90	100	55	100	70	85.0%
Physics	100	25	N/A	100	N/A	100	90	83.0%
History	85	60	N/A	100	N/A	100	70	83.0%
English	90	30	N/A	100	N/A	100	90	82.0%
ME FET	95	70	85	59	N/A	90	90	81.5%
Hindi	70	15	100	100	N/A	100	100	80.8%
Computer Science	80	55	90	100	65	70	100	80.0%
CSE FET	80	80	90	87	100	70	50	79.6%
Physical Education & Sports	72	N/A	80	85	65	100	70	78.7%
Yogic Science	90	60	N/A	100	N/A	65	70	77.0%
Applied Science FET	100	70	N/A	65	N/A	65	70	74.0%
Veda	100	45	N/A	60	N/A	35	N/A	60.0%
Jyotirvigyan Evam Vedic Karmkand	75	N/A	45	60	N/A	65	35	56.0%
Philosophy	100	80	N/A	35	65	35	20	55.8%

Department	2.1	2.2	2.3	2.4	2.5	2.6	2.7	Score %
EE FET	80	35	N/A	30	N/A	35	70	50.0%
Sanskrit	60	N/A	N/A	35	N/A	65	35	48.8%
Shradhanand Vedic Shodh Sansthan	N/A	N/A	N/A	N/A	N/A	N/A	N/A	N/A

Comparative Analysis

Across 24 assessed departments (1 not assessed), the average criterion score is 77.8%. Performance distribution: Excellent ($\geq 85\%$) — 9 departments; Good (70–84%) — 10 departments; Average (50–69%) — 4 departments; Below Average ($< 50\%$) — 1 departments.

Top performers: Management Studies (96.7%), ECE FET (94.3%), Zoology & Envi. Sci. (89.2%). Departments needing attention: Philosophy (55.8%), EE FET (50.0%), Sanskrit (48.8%).

Sub-Criteria Analysis

2.1 — Student–Faculty Ratio and Workload Distribution: 24 departments assessed (1 N/A). Average score: 89.3/100. Best: Music KGC Dehradun (100). Lowest: Sanskrit (60).

2.2 — Use of ICT Enabled Teaching Methods: 21 departments assessed (4 N/A). Average score: 62.2/100. Best: Management Studies (100). Lowest: Hindi (15).

2.3 — Experiential Learning (Case Studies, Projects, Simulations): 14 departments assessed (11 N/A). Average score: 88.9/100. Best: Hindi (100). Lowest: Jyotirvigyan Evam Vedic Karmkand (45).

2.4 — Faculty Qualifications, Specialization and Professional Development: 24 departments assessed (1 N/A). Average score: 81.2/100. Best: Music KGC Dehradun (100). Lowest: EE FET (30).

2.5 — E-Content Development by Faculty [NEW]: 8 departments assessed (17 N/A). Average score: 70.6/100. Best: CSE FET (100). Lowest: Psychology (55).

2.6 — Student Diversity, Inclusion and Support: 24 departments assessed (1 N/A). Average score: 80.8/100. Best: Music KGC Dehradun (100). Lowest: Veda (35).

2.7 — Internal Assessment and Examination Reforms: 23 departments assessed (2 N/A). Average score: 76.5/100. Best: Hindi (100). Lowest: Philosophy (20).

Criterion 3: Student Quality & Academic Outcomes

Sub-Criteria covered under this criterion (each scored out of 100):

- 3.1 Pass Percentage and Exam Results
- 3.2 Student Attendance and Discipline
- 3.3 Student Participation in Sports / Cultural / Extracurricular Activities
- 3.4 Placement and Career Outcomes
- 3.5 University Rank Holders / Academic Awards
- 3.6 Competitive Exam Success (NET, GATE etc.)
- 3.7 Higher Education Progression Rate

Department scores (sorted by criterion percentage, highest to lowest):

Department	3.1	3.2	3.3	3.4	3.5	3.6	3.7	Score %
Applied Science FET	N/A	100	N/A	N/A	N/A	N/A	N/A	100.0%
Music KGC Dehradun	100	100	100	100	100	100	70	95.7%
Physical Education & Sports	97	100	100	100	100	60	100	93.9%
ECE FET	100	100	90	100	55	100	100	92.1%
EE FET	100	100	100	100	100	75	60	90.7%
Yogic Science	N/A	100	100	70	N/A	80	90	88.0%
Hindi	100	100	100	75	N/A	65	70	85.0%
Management Studies	100	100	80	85	80	80	50	82.1%
Jyotirvigyan Evam Vedic Karmkand	80	85	90	N/A	N/A	N/A	70	81.2%
B. Pharma	70	80	90	90	100	45	90	80.7%
Chemistry	100	85	65	85	70	N/A	75	80.0%
Psychology	80	95	100	80	45	70	80	78.6%
CSE FET	45	100	100	60	70	75	100	78.6%
Zoology & Envi. Sci.	100	100	50	90	100	40	45	75.0%
Botany & Microbiology	90	100	55	70	N/A	60	N/A	75.0%
English	85	90	82	75	45	55	80	73.1%
Physics	100	100	70	N/A	45	20	90	70.8%
Sanskrit	80	85	N/A	60	N/A	30	N/A	63.7%
Veda	45	85	35	70	N/A	N/A	70	61.0%
Math's	100	90	55	23	75	N/A	17	60.0%
ME FET	75	100	90	70	55	20	10	60.0%
Computer Science	65	100	30	80	72	5	15	52.4%

Department	3.1	3.2	3.3	3.4	3.5	3.6	3.7	Score %
Philosophy	45	85	35	N/A	N/A	10	65	48.0%
History	45	85	65	4	25	40	25	41.3%
Shradhanand Vedic Shodh Sansthan	N/A	N/A	N/A	N/A	N/A	N/A	N/A	N/A

Comparative Analysis

Across 24 assessed departments (1 not assessed), the average criterion score is 75.3%. Performance distribution: Excellent ($\geq 85\%$) — 7 departments; Good (70–84%) — 10 departments; Average (50–69%) — 5 departments; Below Average ($< 50\%$) — 2 departments.

Top performers: Applied Science FET (100.0%), Music KGC Dehradun (95.7%), Physical Education & Sports (93.9%).
Departments needing attention: Computer Science (52.4%), Philosophy (48.0%), History (41.3%).

Sub-Criteria Analysis

3.1 — Pass Percentage and Exam Results: 22 departments assessed (3 N/A). Average score: 81.9/100. Best: Music KGC Dehradun (100). Lowest: Veda (45).

3.2 — Student Attendance and Discipline: 24 departments assessed (1 N/A). Average score: 94.4/100. Best: Music KGC Dehradun (100). Lowest: B. Pharma (80).

3.3 — Student Participation in Sports / Cultural / Extracurricular Activities: 22 departments assessed (3 N/A). Average score: 76.5/100. Best: Music KGC Dehradun (100). Lowest: Computer Science (30).

3.4 — Placement and Career Outcomes: 20 departments assessed (5 N/A). Average score: 74.3/100. Best: Music KGC Dehradun (100). Lowest: History (4).

3.5 — University Rank Holders / Academic Awards: 16 departments assessed (9 N/A). Average score: 71.1/100. Best: Music KGC Dehradun (100). Lowest: History (25).

3.6 — Competitive Exam Success (NET, GATE etc.): 19 departments assessed (6 N/A). Average score: 54.2/100. Best: Music KGC Dehradun (100). Lowest: Computer Science (5).

3.7 — Higher Education Progression Rate: 21 departments assessed (4 N/A). Average score: 65.3/100. Best: Physical Education & Sports (100). Lowest: ME FET (10).

Criterion 4: Research Output & Academic Contribution

Sub-Criteria covered under this criterion (each scored out of 100):

- 4.1 Publications in Scopus / WoS Indexed Journals
- 4.2 Publications in ABDC / UGC-CARE / Peer Reviewed Journals
- 4.3 Books Published
- 4.4 Book Chapters Published
- 4.5 Research Grants Received
- 4.6 PhD Guidance and Completions
- 4.7 Conference Presentations
- 4.8 E-Content Development by Faculty (SWAYAM / NPTEL / e-PG Pathshala / LMS) [NEW]

Department scores (sorted by criterion percentage, highest to lowest):

Department	4.1	4.2	4.3	4.4	4.5	4.6	4.7	4.8	Score %
Zoology & Envi. Sci.	100	100	100	100	100	100	85	N/A	97.9%
Botany & Microbiology	100	100	100	90	85	100	75	N/A	92.9%
Chemistry	100	100	100	100	75	100	60	N/A	90.7%
Computer Science	100	95	73	94	80	95	75	N/A	87.4%
Shradhanand Vedic Shodh Sansthan	N/A	60	100	N/A	N/A	100	N/A	N/A	86.7%
ECE FET	40	100	N/A	80	100	85	100	N/A	84.2%
Psychology	N/A	100	90	90	N/A	90	50	N/A	84.0%
Math's	100	100	66	83	N/A	92	53	N/A	82.3%
Management Studies	80	80	50	80	N/A	100	100	N/A	81.7%
Music KGC Dehradun	N/A	60	N/A	100	N/A	N/A	N/A	N/A	80.0%
English	50	85	90	70	N/A	98	85	N/A	79.7%
Physics	100	100	N/A	67	80	68	60	N/A	79.2%
ME FET	81	73	85	100	N/A	15	100	N/A	75.7%
B. Pharma	80	80	80	80	50	90	90	50	75.0%
CSE FET	78	55	90	100	70	77	90	35	74.4%
Yogic Science	25	100	90	50	N/A	100	75	N/A	73.3%
Sanskrit	N/A	60	N/A	N/A	80	88	60	N/A	72.0%
Hindi	N/A	60	100	40	N/A	100	60	N/A	72.0%
Veda	N/A	60	65	N/A	85	75	50	N/A	67.0%
Physical Education & Sports	N/A	89	65	27	N/A	97	37	65	63.3%
Applied Science FET	85	35	N/A	90	0	91	88	25	59.1%
History	40	45	75	40	N/A	100	52	N/A	58.7%

Department	4.1	4.2	4.3	4.4	4.5	4.6	4.7	4.8	Score %
Philosophy	N/A	60	N/A	40	N/A	35	60	N/A	48.8%
Jyotirvigyan Evam Vedic Karmkand	N/A	60	N/A	N/A	N/A	N/A	35	N/A	47.5%
EE FET	50	N/A	N/A	N/A	N/A	N/A	25	N/A	37.5%

Comparative Analysis

Across 25 assessed departments (0 not assessed), the average criterion score is 74.0%. Performance distribution: Excellent ($\geq 85\%$) — 5 departments; Good (70–84%) — 13 departments; Average (50–69%) — 4 departments; Below Average ($< 50\%$) — 3 departments.

Top performers: Zoology & Envi. Sci. (97.9%), Botany & Microbiology (92.9%), Chemistry (90.7%). Departments needing attention: Philosophy (48.8%), Jyotirvigyan Evam Vedic Karmkand (47.5%), EE FET (37.5%).

Sub-Criteria Analysis

4.1 — Publications in Scopus / WoS Indexed Journals: 16 departments assessed (9 N/A). Average score: 75.6/100. Best: Botany & Microbiology (100). Lowest: Yogic Science (25).

4.2 — Publications in ABDC / UGC-CARE / Peer Reviewed Journals: 24 departments assessed (1 N/A). Average score: 77.4/100. Best: ECE FET (100). Lowest: Applied Science FET (35).

4.3 — Books Published: 17 departments assessed (8 N/A). Average score: 83.5/100. Best: Shradhanand Vedic Shodh Sansthan (100). Lowest: Management Studies (50).

4.4 — Book Chapters Published: 20 departments assessed (5 N/A). Average score: 76.0/100. Best: Music KGC Dehradun (100). Lowest: Physical Education & Sports (27).

4.5 — Research Grants Received: 11 departments assessed (14 N/A). Average score: 73.2/100. Best: ECE FET (100). Lowest: Applied Science FET (0).

4.6 — PhD Guidance and Completions: 22 departments assessed (3 N/A). Average score: 86.2/100. Best: Shradhanand Vedic Shodh Sansthan (100). Lowest: ME FET (15).

4.7 — Conference Presentations: 23 departments assessed (2 N/A). Average score: 68.0/100. Best: ME FET (100). Lowest: EE FET (25).

4.8 — E-Content Development by Faculty (SWAYAM / NPTEL / e-PG Pathshala / LMS) [NEW]: 4 departments assessed (21 N/A). Average score: 43.8/100. Best: Physical Education & Sports (65). Lowest: Applied Science FET (25).

Criterion 5: Innovation, Consultancy & Industry Interface

Sub-Criteria covered under this criterion (each scored out of 100):

- 5.1 Industry Collaborations or MoUs
- 5.2 Industry or Consultancy Projects
- 5.3 Patents Filed / Published / Granted
- 5.4 Startup or Incubation Activities
- 5.5 Guest Lectures by Industry Experts

Department scores (sorted by criterion percentage, highest to lowest):

Department	5.1	5.2	5.3	5.4	5.5	Score %
English	N/A	N/A	N/A	N/A	100	100.0%
ECE FET	85	N/A	100	100	100	96.2%
Zoology & Envi. Sci.	100	N/A	90	N/A	85	91.7%
CSE FET	100	N/A	90	N/A	85	91.7%
Physics	N/A	N/A	N/A	N/A	85	85.0%
Philosophy	N/A	N/A	N/A	N/A	85	85.0%
Management Studies	50	N/A	100	N/A	90	80.0%
Music KGC Dehradun	60	N/A	N/A	N/A	100	80.0%
Chemistry	50	N/A	N/A	N/A	100	75.0%
Computer Science	90	N/A	45	N/A	85	73.3%
B. Pharma	90	70	85	50	70	73.0%
Applied Science FET	N/A	N/A	45	N/A	85	65.0%
Hindi	N/A	N/A	25	N/A	100	62.5%
Physical Education & Sports	70	100	70	50	12	60.4%
Jyotirvigyan Evam Vedic Karmkand	N/A	N/A	N/A	N/A	60	60.0%
EE FET	45	N/A	N/A	N/A	70	57.5%
ME FET	60	45	N/A	20	90	53.8%
History	27.5	N/A	N/A	N/A	75	51.2%
Yogic Science	30	N/A	N/A	25	90	48.3%
Psychology	25	N/A	N/A	45	70	46.7%
Veda	N/A	N/A	45	N/A	N/A	45.0%
Sanskrit	N/A	N/A	N/A	N/A	35	35.0%
Botany & Microbiology	40	N/A	25	N/A	N/A	32.5%
Math's	0	N/A	N/A	N/A	0	0.0%

Department	5.1	5.2	5.3	5.4	5.5	Score %
Shradhanand Vedic Shodh Sansthan	N/A	N/A	N/A	N/A	N/A	N/A

Comparative Analysis

Across 24 assessed departments (1 not assessed), the average criterion score is 64.5%. Performance distribution: Excellent ($\geq 85\%$) — 6 departments; Good (70–84%) — 5 departments; Average (50–69%) — 7 departments; Below Average ($< 50\%$) — 6 departments.

Top performers: English (100.0%), ECE FET (96.2%), Zoology & Envi. Sci. (91.7%). Departments needing attention: Sanskrit (35.0%), Botany & Microbiology (32.5%), Math's (0.0%).

Sub-Criteria Analysis

5.1 — Industry Collaborations or MoUs: 16 departments assessed (9 N/A). Average score: 57.7/100. Best: CSE FET (100). Lowest: Math's (0).

5.2 — Industry or Consultancy Projects: 3 departments assessed (22 N/A). Average score: 71.7/100. Best: Physical Education & Sports (100). Lowest: ME FET (45).

5.3 — Patents Filed / Published / Granted: 11 departments assessed (14 N/A). Average score: 65.5/100. Best: ECE FET (100). Lowest: Hindi (25).

5.4 — Startup or Incubation Activities: 6 departments assessed (19 N/A). Average score: 48.3/100. Best: ECE FET (100). Lowest: ME FET (20).

5.5 — Guest Lectures by Industry Experts: 22 departments assessed (3 N/A). Average score: 76.0/100. Best: Music KGC Dehradun (100). Lowest: Math's (0).

Criterion 6: Infrastructure & Learning Resources

Sub-Criteria covered under this criterion (each scored out of 100):

- 6.1 Laboratory Infrastructure
- 6.2 Library Resources
- 6.3 Computational Resources
- 6.4 Smart Classroom / AV Infrastructure
- 6.5 Safety and Accessibility
- 6.6 Green and Sustainability Initiatives
- 6.7 Learning Resource Development

Department scores (sorted by criterion percentage, highest to lowest):

Department	6.1	6.2	6.3	6.4	6.5	6.6	6.7	Score %
EE FET	100	100	100	100	100	100	100	100.0%
Music KGC Dehradun	100	100	100	100	100	100	100	100.0%
ME FET	100	100	85	100	100	100	83.6	95.5%
Yogic Science	100	100	N/A	85	N/A	N/A	N/A	95.0%
ECE FET	100	100	65	100	100	100	100	95.0%
CSE FET	100	100	70	100	100	85	100	93.6%
Applied Science FET	100	N/A	N/A	N/A	N/A	N/A	85	92.5%

Department	6.1	6.2	6.3	6.4	6.5	6.6	6.7	Score %
B. Pharma	100	100	100	85	80	80	90	90.7%
Zoology & Envi. Sci.	100	100	70	90	100	85	60	86.4%
Jyotirvigyan Evam Vedic Karmkand	100	40	100	N/A	N/A	N/A	N/A	80.0%
Math's	85	84	68	70	N/A	90	N/A	79.4%
Management Studies	100	100	50	80	80	50	50	72.9%
History	100	100	60	75	45	70	60	72.9%
Sanskrit	N/A	85	70	75	N/A	N/A	60	72.5%
Botany & Microbiology	100	80	100	75	25	70	45	70.7%
Shradhanand Vedic Shodh Sansthan	N/A	N/A	70	N/A	N/A	N/A	N/A	70.0%
Chemistry	100	20	70	90	N/A	N/A	60	68.0%
Computer Science	35	100	75	75	75	70	45	67.9%
Psychology	85	40	100	35	95	25	95	67.9%
English	N/A	90	75	50	65	60	60	66.7%
Physical Education & Sports	100	50	45	75	55	70	45	62.9%
Philosophy	N/A	49	70	100	40	55	N/A	62.8%
Physics	65	80	35	75	30	N/A	45	55.0%
Hindi	N/A	100	55	25	30	35	60	50.8%
Veda	N/A	100	55	25	30	35	60	50.8%

Comparative Analysis

Across 25 assessed departments (0 not assessed), the average criterion score is 76.8%. Performance distribution: Excellent ($\geq 85\%$) — 9 departments; Good (70–84%) — 7 departments; Average (50–69%) — 9 departments; Below Average ($< 50\%$) — 0 departments.

Top performers: EE FET (100.0%), Music KGC Dehradun (100.0%), ME FET (95.5%). Departments needing attention: Physics (55.0%), Hindi (50.8%), Veda (50.8%).

Sub-Criteria Analysis

6.1 — Laboratory Infrastructure: 19 departments assessed (6 N/A). Average score: 93.2/100. Best: Music KGC Dehradun (100). Lowest: Computer Science (35).

6.2 — Library Resources: 23 departments assessed (2 N/A). Average score: 83.4/100. Best: Music KGC Dehradun (100). Lowest: Chemistry (20).

6.3 — Computational Resources: 23 departments assessed (2 N/A). Average score: 73.4/100. Best: Music KGC Dehradun (100). Lowest: Physics (35).

6.4 — Smart Classroom / AV Infrastructure: 22 departments assessed (3 N/A). Average score: 76.6/100. Best: Music KGC Dehradun (100). Lowest: Veda (25).

6.5 — Safety and Accessibility: 18 departments assessed (7 N/A). Average score: 69.4/100. Best: Music KGC Dehradun (100). Lowest: Botany & Microbiology (25).

6.6 — Green and Sustainability Initiatives: 18 departments assessed (7 N/A). Average score: 71.1/100. Best: Music KGC Dehradun (100). Lowest: Psychology (25).

6.7 — Learning Resource Development: 20 departments assessed (5 N/A). Average score: 70.2/100. Best: Music KGC Dehradun (100). Lowest: Physical Education & Sports (45).

Criterion 7: Extension & Social Responsibility

Sub-Criteria covered under this criterion (each scored out of 100):

- 7.1 NSS / NCC / Scout Activities
- 7.2 Community Engagement Projects
- 7.3 Environmental Sustainability Initiatives
- 7.4 Collaboration with NGOs or Local Bodies
- 7.5 Student Participation in Social Initiatives

Department scores (sorted by criterion percentage, highest to lowest):

Department	7.1	7.2	7.3	7.4	7.5	Score %
Zoology & Envi. Sci.	100	100	100	100	100	100.0%
EE FET	100	100	100	100	100	100.0%
Physical Education & Sports	N/A	100	100	100	100	100.0%
CSE FET	100	100	90	100	100	98.0%
ECE FET	100	100	100	100	90	98.0%
ME FET	100	100	100	100	80	96.0%
Math's	N/A	N/A	95	N/A	N/A	95.0%
Yogic Science	100	100	80	100	85	93.0%
Botany & Microbiology	N/A	95	80	N/A	N/A	87.5%
English	100	N/A	60	95	85	85.0%
Music KGC Dehradun	N/A	100	100	50	85	83.8%
Management Studies	100	100	50	N/A	80	82.5%
Computer Science	N/A	N/A	100	N/A	50	75.0%
History	N/A	N/A	60	85	N/A	72.5%
Hindi	N/A	N/A	60	N/A	85	72.5%
Veda	N/A	N/A	60	N/A	85	72.5%
Chemistry	N/A	N/A	60	N/A	N/A	60.0%
B. Pharma	80	50	40	60	60	58.0%
Psychology	N/A	35	40	N/A	95	56.7%
Physics	N/A	N/A	N/A	45	25	35.0%
Philosophy	N/A	N/A	25	N/A	N/A	25.0%
Applied Science FET	N/A	N/A	N/A	N/A	N/A	N/A
Sanskrit	N/A	N/A	N/A	N/A	N/A	N/A
Jyotirvigyan Evam Vedic Karmkand	N/A	N/A	N/A	N/A	N/A	N/A

Department	7.1	7.2	7.3	7.4	7.5	Score %
Shradhanand Vedic Shodh Sansthan	N/A	N/A	N/A	N/A	N/A	N/A

Comparative Analysis

Across 21 assessed departments (4 not assessed), the average criterion score is 78.4%. Performance distribution: Excellent ($\geq 85\%$) — 10 departments; Good (70–84%) — 6 departments; Average (50–69%) — 3 departments; Below Average ($< 50\%$) — 2 departments.

Top performers: Zoology & Envi. Sci. (100.0%), EE FET (100.0%), Physical Education & Sports (100.0%). Departments needing attention: Psychology (56.7%), Physics (35.0%), Philosophy (25.0%).

Sub-Criteria Analysis

7.1 — NSS / NCC / Scout Activities: 9 departments assessed (16 N/A). Average score: 97.8/100. Best: ME FET (100). Lowest: B. Pharma (80).

7.2 — Community Engagement Projects: 12 departments assessed (13 N/A). Average score: 90.0/100. Best: Music KGC Dehradun (100). Lowest: Psychology (35).

7.3 — Environmental Sustainability Initiatives: 20 departments assessed (5 N/A). Average score: 75.0/100. Best: Music KGC Dehradun (100). Lowest: Philosophy (25).

7.4 — Collaboration with NGOs or Local Bodies: 12 departments assessed (13 N/A). Average score: 86.3/100. Best: Physical Education & Sports (100). Lowest: Physics (45).

7.5 — Student Participation in Social Initiatives: 16 departments assessed (9 N/A). Average score: 81.6/100. Best: Physical Education & Sports (100). Lowest: Physics (25).

Criterion 8: Governance, Quality Assurance & Documentation

Sub-Criteria covered under this criterion (each scored out of 100):

- 8.1 Departmental Strategic Planning and Goal Setting [ENHANCED]
- 8.2 Faculty Appraisal and Development System
- 8.3 IQAC Coordination and Documentation
- 8.4 Feedback Collection from Stakeholders
- 8.5 Academic Audit Compliance
- 8.6 Record Maintenance and Transparency

Department scores (sorted by criterion percentage, highest to lowest):

Department	8.1	8.2	8.3	8.4	8.5	8.6	Score %
Botany & Microbiology	100	90	100	N/A	100	100	98.0%
Zoology & Envi. Sci.	100	100	100	85	100	100	97.5%
Chemistry	100	100	90	100	N/A	90	96.0%
CSE FET	100	100	80	85	100	100	94.2%
EE FET	N/A	100	100	100	60	100	92.0%
ECE FET	100	100	100	70	75	100	90.8%
Hindi	N/A	100	100	N/A	N/A	70	90.0%
Veda	N/A	100	100	N/A	N/A	70	90.0%
Physical Education & Sports	100	100	100	N/A	N/A	60	90.0%
English	65	100	100	70	N/A	100	87.0%
ME FET	100	75	90	80	75	100	86.7%
Math's	55	69	100	N/A	N/A	100	81.0%
Sanskrit	N/A	N/A	100	60	N/A	N/A	80.0%
Jyotirvigyan Evam Vedic Karmkand	100	40	100	N/A	N/A	N/A	80.0%
Music KGC Dehradun	N/A	100	80	N/A	N/A	60	80.0%
Philosophy	70	100	90	35	N/A	100	79.0%
Yogic Science	75	100	85	20	N/A	100	76.0%
B. Pharma	80	80	80	40	80	80	73.3%
Psychology	95	100	100	20	20	100	72.5%
Shradhanand Vedic Shodh Sansthan	100	40	N/A	70	N/A	N/A	70.0%
History	30	80	100	30	N/A	100	68.0%
Management Studies	20	50	75	50	100	100	65.8%
Physics	77	100	20	N/A	N/A	50	61.8%

Department	8.1	8.2	8.3	8.4	8.5	8.6	Score %
Computer Science	30	63	N/A	N/A	N/A	90	61.0%
Applied Science FET	N/A	40	80	N/A	N/A	N/A	60.0%

Comparative Analysis

Across 25 assessed departments (0 not assessed), the average criterion score is 80.8%. Performance distribution: Excellent ($\geq 85\%$) — 11 departments; Good (70–84%) — 9 departments; Average (50–69%) — 5 departments; Below Average ($< 50\%$) — 0 departments.

Top performers: Botany & Microbiology (98.0%), Zoology & Envi. Sci. (97.5%), Chemistry (96.0%). Departments needing attention: Physics (61.8%), Computer Science (61.0%), Applied Science FET (60.0%).

Sub-Criteria Analysis

8.1 — Departmental Strategic Planning and Goal Setting [ENHANCED]: 19 departments assessed (6 N/A). Average score: 78.8/100. Best: Physical Education & Sports (100). Lowest: Management Studies (20).

8.2 — Faculty Appraisal and Development System: 24 departments assessed (1 N/A). Average score: 84.5/100. Best: Music KGC Dehradun (100). Lowest: Shradhanand Vedic Shodh Sansthan (40).

8.3 — IQAC Coordination and Documentation: 23 departments assessed (2 N/A). Average score: 90.0/100. Best: Physical Education & Sports (100). Lowest: Physics (20).

8.4 — Feedback Collection from Stakeholders: 15 departments assessed (10 N/A). Average score: 61.0/100. Best: EE FET (100). Lowest: Yogic Science (20).

8.5 — Academic Audit Compliance: 9 departments assessed (16 N/A). Average score: 78.9/100. Best: CSE FET (100). Lowest: Psychology (20).

8.6 — Record Maintenance and Transparency: 21 departments assessed (4 N/A). Average score: 89.0/100. Best: Philosophy (100). Lowest: Physics (50).

Section 4 — Department-wise Performance Snapshot

The following table provides a quick reference to each department's overall performance percentage and performance band classification.

Department	Overall %	Band	Strongest Criterion	Weakest Criterion
ECE FET	91.0%	Excellent	Criterion 7 (98.0%)	Criterion 1 (79.2%)
Zoology & Envi. Sci.	90.7%	Excellent	Criterion 7 (100.0%)	Criterion 3 (75.0%)
Music KGC Dehradun	89.1%	Excellent	Criterion 6 (100.0%)	Criterion 8 (80.0%)
CSE FET	85.2%	Excellent	Criterion 7 (98.0%)	Criterion 4 (74.4%)
Management Studies	82.7%	Good	Criterion 1 (100.0%)	Criterion 8 (65.8%)
EE FET	82.2%	Good	Criterion 7 (100.0%)	Criterion 4 (37.5%)
Botany & Microbiology	81.3%	Good	Criterion 8 (98.0%)	Criterion 5 (32.5%)
Chemistry	80.5%	Good	Criterion 8 (96.0%)	Criterion 7 (60.0%)
ME FET	80.3%	Good	Criterion 7 (96.0%)	Criterion 5 (53.8%)
Yogic Science	79.1%	Good	Criterion 6 (95.0%)	Criterion 5 (48.3%)
B. Pharma	78.8%	Good	Criterion 6 (90.7%)	Criterion 7 (58.0%)
Physical Education & Sports	78.8%	Good	Criterion 7 (100.0%)	Criterion 5 (60.4%)
English	78.7%	Good	Criterion 5 (100.0%)	Criterion 6 (66.7%)
Shradhanand Vedic Shodh Sansthan	77.1%	Good	Criterion 4 (86.7%)	Criterion 8 (70.0%)
Psychology	73.4%	Good	Criterion 2 (85.0%)	Criterion 5 (46.7%)
Math's	73.3%	Good	Criterion 7 (95.0%)	Criterion 5 (0.0%)
Computer Science	73.1%	Good	Criterion 4 (87.4%)	Criterion 3 (52.4%)
Hindi	71.5%	Good	Criterion 8 (90.0%)	Criterion 6 (50.8%)
Physics	66.4%	Average	Criterion 5 (85.0%)	Criterion 7 (35.0%)
Jyotirvigyan Evam Vedic Karmkand	66.1%	Average	Criterion 3 (81.2%)	Criterion 4 (47.5%)
History	65.5%	Average	Criterion 2 (83.0%)	Criterion 3 (41.3%)
Applied Science FET	65.2%	Average	Criterion 3 (100.0%)	Criterion 1 (45.0%)
Veda	65.0%	Average	Criterion 8 (90.0%)	Criterion 5 (45.0%)
Sanskrit	64.3%	Average	Criterion 8 (80.0%)	Criterion 5 (35.0%)
Philosophy	61.5%	Average	Criterion 5 (85.0%)	Criterion 7 (25.0%)

Department of Chemistry

Prof. Satya Bir Singh, Chairperson/ External Expert Member-Team A

Internal Members-

Prof. Devender Gupta

Prof. Seema Sharma

Dr. Vipin Sharma

Recommendations

1. E contents should be developed by the faculty members as per the policies of MOOCs, SWAYAM, E-pathshala.
2. Social activities should be conducted through out the year and participation of students should be maximum.
3. Collaboration with NGOs, industries, local bodies should be initiated for the conducting activities.
4. Start ups and incubation activities should be conducted.
5. The equipments should be maintained properly and records should be updated.
6. The data of students taking admissions in higher education institutions should be maintained properly..
7. The classes for NET, GATE and other competitive exams should be held and these should be reflected in time table
8. MOUs with industries and local bodies should be signed and the activities should be conducted.
9. The students should be motivated for start ups and registration of LLPs.
10. Simulation software should be procured for research and practical purposes.

Satya Bir Singh
11/5/2026

Seema Sharma
11.5.26

Devender Gupta
11/5/26

Vipin Sharma
11/5/26

(Prof Satya Bir Singh)

(Prof Seema Sharma)

(Prof Devender Gupta)

(Dr. Vipin Sharma)

Department of Computer Science

Prof. Satya Bir Singh, Chairperson/ External Expert Member-Team A

Internal Members-

Prof. Devender Gupta

Prof. Seema Sharma

Dr. Vipin Sharma

Recommendations

1. E contents should be developed by the faculty members as per the policies of MOOCs, SWYAM, E-pathshala.
2. Collaboration with NGOs, industries, local bodies should be initiated for the conducting activities
3. The data of students taking admissions in higher education institutions should be maintained properly.
4. Research proposals for major grants should be submitted to various funding agencies.
5. The classes for NET, GATE and other competitive exams should be held and these should be reflected in time table.
6. MOUs with industries and local bodies should be signed and the activities should be conducted.
7. The students should be motivated for start-ups and registration of LLPs
8. Students participation in sports activities should be ensured
9. Records of departmental IQAC should be maintained properly.

Satya Bir Singh
11/5/2026

(Prof Satya Bir Singh)

Seema Sharma
11.5.26

(Prof Seema Sharma)

Devender Gupta
11/5/26

(Prof Devender Gupta)

Vipin Sharma
11/5/26

(Dr Vipin Sharma)

Department of Mathematics and Statistics

Prof. Satya Bir Singh, Chairperson/ External Expert Member-Team A

Internal Members-

Prof. Devender Gupta

Prof. Seema Sharma

Dr. Vipin Sharma

Recommendations

1. E contents should be developed by the faculty members as per the policies of MOOCs, SWAYAM, E-pathshala.
2. Social activities should be conducted through out the year and participation of students should be maximum.
3. Collaboration with NGOs, industries, local bodies should be initiated for the conducting activities.
4. Start ups and incubation activities should be conducted.
5. The data of students taking admissions in higher education institutions should be maintained properly.
6. Research proposal/projects should be submitted to various funding agencies.
7. Industry experts lectures should be conducted and records should be maintained.
8. The classes for NET, GATE and other competitive exams should be held and these should be reflected in time table.
9. MOUs with industries and local bodies should be signed and the activities should be conducted.
10. Curriculum plans, teaching plan should be maintained.
11. The students should be motivated for start ups and registration of LLPs.
12. Seminars, workshops should be conducted with proper records.

Satya
11/5/2026

Prof Satya Bir Singh

Seema
11.5.26

(Prof) Seema Sharma

Devender
11/8/26

(Prof) Devender Gupta

Vipin
11/9/26

Dr. Vipin Sharma

Department of Physics

Prof. Satya Bir Singh, Chairperson/ External Expert Member-Team A

Internal Members-

Prof. Devender Gupta

Prof. Seema Sharma

Dr. Vipin Sharma

Recommendations

1. The placement records of the department should be improved and more students should be placed.
2. The sessions for career counselling of the students should be conducted throughout the year. The sessions should be properly documented.
3. Coaching facilities for higher studies/competitive exams should be conducted and it should be included in the syllabus.
4. The examinations results of the students should be analysed and progression in results should be assured.
5. Collaboration with NGOs, industries, local bodies should be initiated for the conducting activities.
6. The faculty members should be motivated for consultancy projects and industry collaborated research to improve case based learning and problem based learning projects of the students.
7. The students should be motivated for startups and registration of LLPs.
8. E-content should be developed by the faculty members and the students should be motivated to opt MOOCs/SWAYAM courses.

(Prof. Satya Bir Singh) (Prof. Seema Sharma) (Prof. Devender Gupta) (Dr. Vipin Sharma)

ACADEMIC AUDIT & QUALITY EVALUATION REPORT (2024-25)

Chairperson: Prof. Madhu Chopra (ACBR, DU) | **Audit Team:** B
Target Departments: Pharmaceutical Science | Zoology & Env. Science | Botany & Microbiology

I. STRATEGIC COMPLIANCE & DOCUMENTATION

Objective: Transition from loose documentation to standardized, bound evidence management.

- **Evidence Status:** All departments must compile criteria-wise evidence into a **Bound Format**.
- **Best Practice:** The Department of Environmental Science is recognized for providing **comprehensive evidence**; all other departments are advised to follow this benchmark and prepare a detailed master list.

II. HUMAN RESOURCE & PEDAGOGY ENHANCEMENT

Objective: Optimization of teaching resources and curriculum relevance.

- **Student-Faculty Ratio (SFR):** Immediate intervention required in **Pharmacy, Zoology, and Environmental Science** to align with institutional standards.
- **Curricular Integration:** The syllabus must be formally updated to include **Tutorial Action Plans** and specific student-centric activities.

III. STUDENT SUCCESS & PROGRESSION TRACKING


Objective: Leveraging digital tools for career growth and data accuracy.

- **Career Support:** Departments are mandated to organize and document regular **Career Counselling Sessions**.
- **Progression Tracking:** Higher studies data must be modernized.
- **Tool:** Mandatory use of **Google Forms** for real-time data collection.
- **Action:** Transition from manual lists to a dynamic, updated digital repository.

IV. DIGITAL INNOVATION & E-CONTENT


Objective: Strengthening the institutional digital footprint and accessibility.

- **Faculty Contribution:** Strong encouragement for faculty to develop E-content via **MOOCs, SWAYAM, and NPTEL** platforms.
- **Accessibility:** All developed E-content must be hosted on the **Institutional Webpage** for direct and seamless student access.


 (Signature)
 Prof. Madhu Chopra
 Chairperson, Audit Team B


 Prof. Navneet


 Prof. Rakesh Jain


 (Dr. Chiranjib Banerjee)
 IQAC

Report on visit for Academic Audit of following departments:


1. Department of Management Studies
2. Department of English
3. Department of Yogic Science
4. Department of Psychology

During the visit, departments presented their academic achievements and records related to each of the criterion of IQAC framework. Some of the important observations are as follows:

1. Record keeping with respect to academic audit has scope of improvement.
2. There are some data which is centrally available, departments are not using/ having access to these data. It is important that department should proactively use these data such as MOU, feedback of students, examination results for improving the performance.
3. There are lack of clarity with respect to different criterion, such as publication lists for WOS/ scopus and ABDC/ UGC Care. Generally departments have only one list.
4. Departments are having more evidences of their activities but comprehensive lists/ at a glance data is not available . It will be desirable to prepare data in summary points for easy understanding.
5. Departments need to have vision plan and tangible goals for next year.
6. Academic calendar of the departments is also need to be pasted on main page of the department.
7. Industry/ outreach collaboration needs to be strengthened.


Prof Tanuj Garg


Prof Bindu Arora


Prof D S Malik


Prof Rajat Agrawal

ACADEMIC AUDIT REPORT

Departmental Observations & Recommendations

Chairperson : Prof. Ritu Gupta (UICET, Panjab University, Chandigarh)

Internal Members: Prof. Vivek Kumar
Prof. Vipul Sharma
Dr. Nishant Kumar

Date : 11/5/2026

Departments Included in This Report

CSE	Department of Computer Science and Engineering
ECE	Department of Electronics and Communication Engineering
EE	Department of Electrical Engineering
ME	Department of Mechanical Engineering
AS	Department of Applied Sciences
KG	Kanya Gurukula Campus, Haridwar

General Observations

Academic Audit Observations

1. Value Added Courses

It was observed that the institution has initiated value-added courses; however, there is scope for strengthening industry-oriented, skill-based, and outcome-focused certification programs aligned with present market demands and employability skills. Proper documentation regarding course outcomes, student participation, assessment methods, and feedback mechanisms should be maintained systematically.

2. Consultancy Projects

The institution needs to enhance faculty participation in consultancy projects and collaborative industry assignments. Efforts may be made to establish a structured consultancy policy, encourage interdisciplinary consultancy activities, and generate revenue through expert services, training programs, research collaborations, and technical support to industries and organizations.

3. CSR Funds / Projects

The institution may actively explore opportunities for Corporate Social Responsibility (CSR) collaborations with industries, NGOs, and corporate organizations. Greater focus can be given to community development initiatives, skill enhancement programs, research support, infrastructure development, environmental sustainability, and social outreach activities aligned with institutional objectives.

4. Social Responsibility and Moral Values

The institution should increase activities related to social responsibility and community engagement to imbibe moral, ethical, and human values among students. More initiatives such as awareness drives, environmental campaigns, social service programs, rural outreach activities, health camps, cleanliness drives, and value-based education programs may be organized to promote responsible citizenship and holistic personality development among learners. More efforts are required in documentation.

5. Industry-Academia Interaction

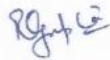
The institution may strengthen industry-academia interaction through MoUs, expert lectures, internships, industrial visits, live projects, and collaborative training programs to bridge the gap between academic learning and industry expectations.

6. Research and Innovation

Faculty members and students should be encouraged to participate actively in research activities, publications, patents, funded projects, and innovation-based competitions. The institution may strengthen its research ecosystem through workshops, FDPs, incubation support, and collaborative research initiatives.

7. Student Skill Development

More focus may be given to communication skills, soft skills, entrepreneurship, leadership development, and emerging technology training to improve students' overall professional competency and employability.



Department of Applied Sciences

Academic Audit Observations

Special Observation

Integration between different engineering department and applied sciences from Research Point of view




Kanya Gurukula Campus, Haridwar

Special Campus Audit Report

Campus-Specific Observations and Recommendations

Key Areas Requiring Attention


- Looking to increase in students and more upcoming proposed courses — infrastructure needs to be added accordingly to support the growth.
- Overall revamping of classrooms and laboratories must be undertaken to provide a modern and conducive learning environment.
- Facilities are required for physically handicapped students and students with special needs, in compliance with accessibility norms and inclusive education standards.
- Better reading space is required in the library; improved ventilation is also needed for student comfort and focused study.
- Safety parameters in the laboratories need attention and strengthening to ensure a safe academic environment for all students.

Chairperson :  11.05.2026
Prof. Ritu Gupta (UICET, Panjab University, Chandigarh)

Internal Members: Prof. Vivek Kumar

Prof. Vipul Sharma 

Dr. Nishant Kumar 


Academic Audit Summary (2024–25)

Audited Departments:

1. AIHC & Archaeology
2. Dept. of Philosophy
3. Dept. of Hindi
4. Dept. of Sanskrit
5. Dept. of Veda
6. Dept. of Jyotirvigyan & Karmkand
7. Shraddhanand Vedic Shodh Sansthan


Date of Audit: 12 May 2026

Audit Chairperson: Prof. Omnath Bimali, Department of Sanskrit, University of Delhi

1. Annual Calendar is missing and needs to be prepared and maintained properly.
2. Placement Record documentation should be updated and systematically maintained.
3. Result Analysis reports should be prepared and presented in a structured manner.
4. Google Profile/Google presence of the departments should be updated and actively maintained.
5. Departments should focus on developing SDG Goals based activities as per audit criteria.
6. Documentation is a big issue in the all the department except AIHC.
7. Faculty shortage appears to be one of the major hindrances affecting the academic growth and overall development of the departments.

Chairperson:

Prof. Omnath Bimali


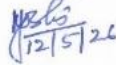


12/05/2026

Team Members:

Prof. Dinesh Chandra Shastri

Prof. Namita Joshi

Dr. Nishant Kumar

CONCLUSION AND CERTIFICATION

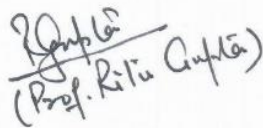
Based on the review of academic and administrative records, interaction with stakeholders, verification of supporting documents, departmental presentations, infrastructure inspection, and analysis of institutional performance indicators, the External Academic Audit Committee is of the opinion that:


1. The institution has made satisfactory efforts towards maintaining academic quality and institutional governance.
2. The teaching-learning process, examination system, student support mechanisms, research activities, and extension practices were reviewed as per institutional objectives and applicable regulatory guidelines.
3. The committee appreciates the efforts of the IQAC and university administration in maintaining quality assurance mechanisms.
4. The observations, strengths, concerns, and recommendations mentioned in this report may be implemented in a phased manner for continuous quality improvement and better preparedness for NAAC accreditation and ranking frameworks.

The committee places on record its appreciation for the cooperation extended by the Vice Chancellor, Registrar, IQAC Coordinator, Deans, Heads of Departments, faculty members, staff, students, alumni, and other stakeholders during the audit process.

SUMMARY OF MAJOR RECOMMENDATIONS

S.No.	Recommendation	Priority	Suggested Timeline
1.	Strengthening outcome-based education and attainment mapping	High	Within 1 year
2.	Enhancement of research publications, patents, and funded projects	High	1–3 years
3.	Improvement in industry collaboration and internships	Medium	1–2 years
4.	Digitalization of academic and administrative processes	Medium	1–2 years
5.	Strengthening alumni engagement and placement ecosystem	Medium	Continuous


 (Prof. Rita Gupta)


 12/05/2026

pg 1 of 2

Department of Music, Kanya Gurukul Campus, Dehradun

Prof. Ritu Gupta, UICET, Panjab University, Chandigarh; External Expert, Team F

Internal Members-

Prof. Bindu Arora

Prof. Nipur Singh

Dr. Vipin Sharma

Recommendations

1. Students feedback related to internal assessments, curriculum should be maintained.
2. Placement records, students participation in activities should be available and maintained.
3. Alumni data, records of startups, consultancy should be available.
4. MoUs with concerned agencies and NGOs should be signed and functional.
5. Classes for NET and other competitive examinations should be conducted.
6. Research proposals for grants should be submitted by faculty members.
7. Compliance report should be submitted to IQAC for necessary action.

Ritu Gupta
12.05.2026
(Prof. Ritu Gupta)

Vipin Sharma
12/5/26
CDR Vipin Sharma

Department of Physical Education and Sports

Prof. Ritu Gupta, UICET, Panjab University, Chandigarh; External Expert, Team F


Internal Members-


Prof. Vivek Gupta


Dr. Vipin Sharma

Recommendations

1. Students feedback related to internal assessments, curriculum should be maintained.
2. Alumni data, records of startups, consultancy should be available.
3. MoUs with concerned agencies and NGOs should be signed and functional.
4. Classes for NET and other competitive examinations should be conducted.
5. Research proposals for grants should be submitted by faculty members.
6. Sports facilities with more equipments should be enriched.
7. Compliance report should be submitted to IQAC for necessary action.


12.05.2026
(Prof. Ritu Gupta)


(Prof. Vivek Gupta)


12/5/2026
(Dr. Vipin Sharma)





5. Declaration & Certification

This External Academic Audit Report for the Academic Year 2024–25 has been prepared by the IQAC of Gurukula Kangri (Deemed to be University), Haridwar, based on data and evidence submitted by respective Departments. The scores awarded are based on objective assessment against the GKV Academic Audit Manual criteria. The audit team certifies that:

- All data collected has been verified with supporting documentary evidence submitted by departments.
- Parameters left blank by offices indicate non-applicability or non-relevance to that dept's jurisdiction, not non-compliance.
- The scores and grades awarded represent the honest assessment of the audit committee.

DECLARATION BY EXTERNAL ACADEMIC AUDIT COMMITTEE

We certify that the External Academic Audit was conducted independently and objectively based on the documents provided, interactions held, and observations made during the visit.

Date of Audit Visit: May 12, 2026

Place: GURUKUL KANGRI (Deemed to be University)
HARIDWAR

SIGNATURES OF EXTERNAL ACADEMIC AUDIT COMMITTEE

Name of Expert

Prof. Omnath Bimali, Chairperson/ External Expert Member-Team E
Department of Sanskrit, University of Delhi, Delhi

[Signature]
12/05/2026

Prof. Ritu Gupta, Chairperson/ External Expert Member-Team F
UICET, Panjab University, Chandigarh

[Signature]
12-05-2026

Internal Members

S.No.	Name of Member	Signature
1.	Dr Vipin Sharma	<u>[Signature]</u>
2.	Prof. Bindu Arora	<u>[Signature]</u>
3.	Prof Vivek Gupta	<u>[Signature]</u>
4.	Dr Nishant	<u>[Signature]</u>
5.	Prof Dinesh Chandra Shastri	<u>[Signature]</u>
6.	Prof. Namita Joshi	<u>[Signature]</u>
7.	Prof. Nipur Singh	<u>[Signature]</u>

pg 2 of 2

DECLARATION BY EXTERNAL ACADEMIC AUDIT COMMITTEE

We certify that the External Academic Audit was conducted independently and objectively based on the documents provided, interactions held, and observations made during the visit.

Date of Audit Visit: May 12, 2026

Place: GURUKUL KANGRI (Deemed to be University)
HARIDWAR

SIGNATURES OF EXTERNAL ACADEMIC AUDIT COMMITTEE**Name of Expert**

AS. —————
Signature

12/05/2026

Prof. Omnath Bimali, Chairperson/ External Expert Member-Team E

Department of Sanskrit, University of Delhi, Delhi

Prof. Ritu Gupta, Chairperson/ External Expert Member-Team F

UICET, Panjab University, Chandigarh

Ritu Gupta
12-05-2026

Internal Members

S.No.	Name of Member	Signature
1.	Dr Vipin Sharma	<u>Vipin</u>
2.	Prof. Bindu Arora	<u>Bindu</u>
3.	Prof Vivek Gupta	<u>Vivek</u>
4.	Dr Nishant	<u>Nishant</u>
5.	Prof Dinesh Chandra Shastri	<u>Dinesh</u>
6.	Prof. Namita Joshi	<u>Namita</u>
7.	Prof. Nipur Singh	<u>Nipur</u>

IQAC Director / Chairperson

Gurukula Kangri (Deemed to be University)

Date: _____

Members, IQAC

Date: _____

Vice Chancellor

Gurukula Kangri (Deemed to be University)

Date: _____

Registrar

Gurukula Kangri (Deemed to be University)

Date: _____

IQAC — Gurukula Kangri (Deemed to be University)

External Academic Audit Report · Session 2024–25

Generated from Academic Audit Matrix Sheet · Scores are out of 100 per sub-criterion · N/A sub-criteria excluded from percentage computation