



।। ओ३म् ।।

Department of Computer Science & Engineering  
Faculty of Engineering & Technology  
Gurukula Kangri (Deemed to be University), Haridwar – 249404

(Formerly: 'Gurukula Kangri Vishwavidyalaya, Haridwar')  
(NAAC Accredited Deemed to be University u/s 3 of UGC Act 1956)

Ref. :

Date : 29/04/2024


## सूचना

अभियांत्रिकी एवं प्रौद्योगिकी संकाय के उन समस्त छात्रों को जिन्होंने Value Added Course में पेपर कोड VCE-W101, <sup>(CAI Using Python)</sup> का चयन किया है, को सूचित किया जाता है कि उनका यह पेपर दिनांक 01.05.2024 को प्रातः 11:00 बजे से प्रारम्भ होगा। समस्त छात्र परीक्षा से 15 मिनट पूर्व परीक्षा स्थल पर उपस्थित होना सुनिश्चित करें।

Note:- Only for those who enrolled in this course.

प्रतिलिपि:

1. संकायाध्यक्ष, अभियांत्रिकी एवं प्रौद्योगिकी संकाय



डा० मयंक अग्रवाल

डा० मयंक अग्रवाल  
विभागाध्यक्ष

**SEMESTER EXAMINATION-2024**  
**CLASS – B.TECH SUBJECT – AI USING PYTHON**  
**PAPER CODE: VCE-W101 PAPER TITLE – AI USING PYTHON**

**Time: 3 hour**

**Max. Marks: 70**

**Min. Pass: 40%**

**Note:** Question Paper is divided into two sections: **A and B**. Attempt both the sections as per given instructions.

**SECTION-A (SHORT ANSWER TYPE QUESTIONS)**

**Instructions:** Answer any five questions in about 150 words (5 X 6 = 30 Marks) each. Each question carries six marks.

Question-1: What are the different types of AI and their applications?

Question-2: Explain the core ideas behind supervised and unsupervised learning in AI.

Question-3: How do you create tensors and access data from them in PyTorch?

Question-4: Discuss the importance of ensuring reproducibility in AI experiments.

Question-5: Outline the PyTorch workflow fundamentals for building and evaluating models.

Question-6: Explain the process of improving a PyTorch model from a non-linear perspective.

Question-7: How do you handle binary classification data in PyTorch?

Question-8: What are the considerations for model deployment and tracking experiments in AI?

Question-9: Describe the architecture of a classification neural network in PyTorch.

Question-10: Discuss the steps involved in building a convolutional neural network (CNN) in PyTorch.

**SECTION-B (LONG ANSWER TYPE QUESTIONS)**

**Instructions:** Answer any FOUR questions in detail. Each (4 X 10 = 40 Marks) question carries 10 marks.

Question-11: Explain the different types of AI, including Supervised, Unsupervised, Discriminative, and Generative learning approaches, highlighting their core principles and applications.

Question-12: Explore the architecture of a classification neural network and its application in binary and multi-class classification tasks using PyTorch.


Question-13: Detail the fundamental concepts of tensors in PyTorch, covering tensor creation, data access, manipulation, shape handling, and interoperability with NumPy.

Question-14: Define Artificial Intelligence (AI), outline its historical development, and discuss its diverse applications across various domains.



- Question-15: Explore computer vision techniques using PyTorch, including building baseline and evaluating model performance on custom datasets.
- Question-16: Address the ethical considerations and concerns surrounding AI deployment, discussing the responsible use of AI technologies in society.
- Question-17: Describe the PyTorch workflow fundamentals, including steps such as data preparation, linear regression model construction, training, inference, model saving/loading, and integration into a cohesive pipeline.
- Question-18: Discuss in detail any one application of PyTorch

**Paper Code: VCE-W101**



30 HOURS OF HANDS-ON  
VALUE ADDED COURSE

# AI USING PYTHON



**Dates :**  
March 18-22, 2024

ADMISSION QUERY

## Meet Our Experts



### Mr. Lalit Pant

Creator of Kojo & Kojo-AI  
B. Tech, IIT Kanpur & M. Tech, IIT  
Delhi



### Mr. Vasu Sethia

Senior Software Engineer and ML  
Enthusiast  
B. Tech, Computer Engineering, SRM  
University



### Mr. Arjun Bahuguna

Specialist in Deep Learning and  
Audio Technologies  
B. Tech, Computer Science, SRM  
University



### Mr. Kshitij Mathur

Senior ML Engineer  
M. Sc, Physics, BITS Pilani Goa



Visit our Websites:  
<https://www.gkv.ac.in/>  
<https://www.reacha.org/>



### Location:

Gurukula Kangri (Deemed to be  
University), Haridwar, Uttarakhand

## Discussion And Insights

An immersive course that will delve  
into the world of deep learning using  
Python, exploring its powerful  
capabilities and practical  
applications.

## IBM SKILLSBUILD

IBM SkillsBuild offers Free Online Courses:  
AI, Data Analytics, Cyber Security, UNIX, Full  
Stack Web Development, Job Readiness,  
Interview Skills, Other Soft Skills and many  
more

👉 No Costs to Institutes or Students

👉 Empowering India's Youth for Better  
Opportunities

👉 Unlock Your Potential, Build Your Future!

# Added Course (For 2024-25 Even Semester)

SUBJECT CODE	SUBJECT	Hours					EVALUATION SCHEME			TOTAL MARKS	CREDITS
		L	T	P	Continuous Internal Assessment		CIA Total	ESE			
					CT	TA					
Theory and Hands On											
VCE-W101	AI Using Python	20	-	10	20	10	30	70	100	0	

Note: The course will commence in March/April, 2024. End Semester / Internal will be conducted as regular course.

Course Name: AI Using Python

MM: 100 Time: 3 Hr. L T P 2 0 1	Sessional: 30 ESE: 70 Credit : 0
---------------------------------	----------------------------------

<b>Prerequisites:</b>	Understanding of Basic Programming Concept and Mathematics (probability and statistics).
<b>Objectives:</b>	Understand AI fundamentals and implement them using Python. Develop practical skills in AI through hands-on Python programming. Explore advanced AI topics and implement them using Python libraries. Apply AI techniques to real-world problems using Python. Cultivate collaboration and communication skills for AI projects using Python.
<b>Course Coordinator</b>	Prof. Mayank Aggarwal

Unit	Module	Course Content	No. of Hours	POs mapped	PSOs mapped
Unit-1	Module-1	Introduction to AI and PyTorch Fundamentals: Introduction to AI: (Definition, history, and applications, AI vs ML. Different types of AI: Supervised, Unsupervised, Discriminative, Generative Core Ideas), Introduction to Tensors, Creating Tensors, Accessing Data from Tensors, Manipulating Tensors, Handling Tensor Shapes, Indexing on Tensors, Interoperability between PyTorch and NumPy, Ensuring Reproducibility; Utilizing GPU for Tensor Operations.	06	PO1/PO2/PO3	PSO1/PSO2

Unit-2	Module-2	PyTorch Workflow fundamentals: Getting data ready, learning about linear regression, building a model, Fitting the model to data (training), Making predictions and evaluating a model (inference), Saving and loading a model, Putting it all together.	06	PO1/PO2/PO3	PSO1/PSO2
Unit-3	Module-3	PyTorch Neural Networks Classification: Architecture of a classification neural network, Getting binary classification data ready, Building a PyTorch classification model, Fitting the model to data (training), Making predictions and evaluating a model (inference), Improving a model (from a model perspective), Non-linearity, Replicating non-linear functions, Putting it all together with multi-class classification.	06	PO1/PO2/PO3	PSO1/PSO2
Unit-4	Module-4	Computer Vision and Custom Dataset: Model 0: Building a baseline model, Model 1: Adding non-linearity, Model 2: Convolutional Neural Network (CNN), Evaluating/Comparing our models, Transformation of Data, Model 0: TinyVGG without data augmentation, Exploring loss curves, Model 1: TinyVGG with data augmentation	06	PO1/PO2/PO3/PO4	PSO1/PSO2
Unit-5	Module-5	Transfer Learning, Going Modular, Experiment Tracking, Model Deployment: Get and customize a pretrained model, View our model's results in TensorBoard, Creating a helper function to track experiments, View modeling experiments in TensorBoard, Learn Machine Learning Model Deployment, Ethics and concerns in AI	06	PO1/PO2/PO3/PO4	PSO1/PSO2
<b>Total No. of Hours</b>			<b>30</b>		
Course Outcomes					Blooms Level
CO1	Understand AI history, applications, and types; grasp PyTorch basics including tensors, data manipulation, and GPU utilization.				Remember L1
CO2	Master PyTorch workflow from data preparation to model fitting, evaluation, and deployment.				Understand L2



Gurukula Kangri Vishwavidyalaya, Haridwar  
Faculty of Engineering & Technology  
Computer Science & Engineering

**Value Added Course (For 2024-25 Even Semester)**

SUBJECT CODE	SUBJECT	Hours			EVALUATION				TOTAL MARKS	CREDITS
					Continuous Internal Assessment		CIA Total	ESE		
		L	T	P	CT	TA				
<b>Theory and Hands On</b>										
VCE-W101	AI Using Python	20	-	10	20	10	30	70	100	0

Note: The course will commence in March/April, 2024 . End Semester / Internal will be conducted as regular course.

# Course Name: AI USING PYTHON

**CODE: VCE-W101**

MM: 100 Time: 3 Hr. L T P 2 0 1	Sessional: 30 ESE: 70 Credit : 0
--	--

<b>Prerequisites:</b>	Understanding of Basic Programming Concept and Mathematics (probability and statistics).
<b>Objectives:</b>	<ol style="list-style-type: none"> <li>1. Understand AI fundamentals and implement them using Python.</li> <li>2. Develop practical skills in AI through hands-on Python programming.</li> <li>3. Explore advanced AI topics and implement them using Python libraries.</li> <li>4. Apply AI techniques to real-world problems using Python.</li> <li>5. Cultivate collaboration and communication skills for AI projects using Python.</li> </ol>
<b>Course Coordinator</b>	Prof. Mayank Aggarwal

Unit	Module	Course Content	No. of Hours	POs mapped	PSOs mapped
<b>Unit-1</b>	<i>Module-1</i>	Introduction to AI and PyTorch Fundamentals: Introduction to AI: (Definition, history, and applications, AI vs ML, Different types of AI: Supervised, Unsupervised, Discriminative, Generative Core Ideas), Introduction to Tensors, Creating Tensors, Accessing Data from Tensors, Manipulating Tensors, Handling Tensor Shapes, Indexing on Tensors, Interoperability between PyTorch and NumPy, Ensuring Reproducibility, Utilizing GPU for Tensor Operations.	<b>06</b>	PO1 /PO 2/P 03	PSO1/PS 02
<b>Unit-2</b>	<i>Module-2</i>	PyTorch Workflow fundamentals: Getting data ready, learning about linear regression, building a model, Fitting the model to data (training), Making predictions and evaluating a model (inference), Saving and loading a model, Putting it all together..	<b>06</b>	PO1 /PO 2/P 03	PSO1/PS 02
<b>Unit-3</b>	<i>Module-3</i>	PyTorch Neural Networks Classification: Architecture of a classification neural network, Getting binary classification data ready, Building a PyTorch classification	<b>06</b>	PO1 /PO 2/P 03	PSO1/PS 02

		model, Fitting the model to data (training), Making predictions and evaluating a model (inference), Improving a model (from a model perspective), Non-linearity, Replicating non-linear functions, Putting it all together with multi-class classification.			
<b>Unit-4</b>	<i>Module-4</i>	Computer Vision and Custom Dataset: Model 0: Building a baseline model, Model 1: Adding non-linearity, Model 2: Convolutional Neural Network (CNN), Evaluating/Comparing our models, Transformation of Data, Model 0: TinyVGG without data augmentation, Exploring loss curves, Model 1: TinyVGG with data augmentation	<b>06</b>	PO1 /PO 2/P 03/ PO4	PSO1/PS O2
<b>Unit-5</b>	<i>Module-5</i>	Transfer Learning, Going Modular, Experiment Tracking, Model Deployment: Get and customize a pretrained model, View our model's results in TensorBoard, Creating a helper function to track experiments, View modeling experiments in TensorBoard, Learn Machine Learning Model Deployment, Ethics and concerns in AI	<b>06</b>	PO1 /PO 2/P 03/ PO4	PSO1/PS O2
<b>Total No. of Hours</b>			<b>30</b>		

	Course Outcomes	Blooms Level
CO1	Understand AI history, applications, and types; grasp PyTorch basics including tensors, data manipulation, and GPU utilization.	Remember L1
CO2	Master PyTorch workflow from data preparation to model fitting, evaluation, and deployment.	Understand L2
CO3	Implement neural network classification in PyTorch, handling non-linearity and multi-class scenarios.	Apply L3
CO4	Apply computer vision techniques with custom datasets, including model evaluation and transfer learning.	Analyze L4
CO5	Utilize pretrained models, experiment tracking, and ethical considerations in AI deployment.	Create L5





Department of Computer Science & Engineering  
Faculty of Engineering & Technology  
**Gurukul Kangri (Deemed to be University), Haridwar-249404**  
(NAAC Accredited Deemed to University u/s 3 of UGC Act 1956)

Ref No.FET/CSE/23-24/

Date-14-03-2024

**NOTICE**

This is to inform all the students of FET that department of computer Science and Engineering in collaboration with IBM is conducting a 30 hours value added course "Artificial Intelligence using Python" from 18 March to 22 March 2024, interested students can apply through google link-

[https://docs.google.com/forms/d/e/1FAIpQLSdepGo8MfmzS8v5ukwpPlyG3CHdyHg9aOLt9uoYBKJ\\_s1BJQ/viewform?usp=pp\\_url](https://docs.google.com/forms/d/e/1FAIpQLSdepGo8MfmzS8v5ukwpPlyG3CHdyHg9aOLt9uoYBKJ_s1BJQ/viewform?usp=pp_url)

or

Register through scan code-



CC:

- 1-Dean FET
- 2- ALL HOD/Incharge
- 3-COE

*M. K.*  
H.O.D.  
Computer Science & Engineering  
Faculty of Engineering & Technology  
Gurukula Kangri (Deemed to be University)  
Haridwar

Head  
Department of Computer Science & Engineering  
FET. GK(DU)  
Haridwar


Subject :- Approval of Value Added Courses offered by Department of Computer Science & Engineering.

Sir,

With reference to the note sheet dated 9/3/24, the following is the value-added course offered by the Department of Computer Science & Engineering.

1. Artificial Intelligence Using Python

The above-mentioned Value Added Course is approved to be offered by the Department of Computer Science & Engineering in anticipation of the upcoming Academic Council.

  
Dean (Academics)  
Gurukul Kangri (Deemed to be University)  
Haridwar.

GURUKULA KANGRI (DEEMED TO BE UNICERSITY) HARIDWAR,  
ATTENDANCE LIST OF VALUE ADDED COURSE

Time :- 9:30 am - 6:00 pm

S.NO.	NAME OF STUDENT	REGISTRATION NUMBER	NAME OF THE PROGRAMME	SEM.	CHOICE OF VALUE ADDED COURSE	DEPARTMENT OFFERING THE COURSE	18-03-2024	19-03-2024	20-03-2024	21-03-2024	22-03-2024
1	KESHAV	216301045	B.TECH.	VI	AI USING PYTHON	CSE	<i>P. Singh</i>	<i>P. Singh</i>	<i>Kohar</i>	<i>Kohar</i>	<i>P. Singh</i>
2	PRINCE KUMAR	216301071	B.TECH.	VI	AI USING PYTHON	CSE	<i>Prince</i>	<i>Prince</i>	<i>Prince</i>	<i>Prince</i>	<i>Prince</i>
3	PARTH SHARMA	216301060	B.TECH.	VI	AI USING PYTHON	CSE	<i>P. Singh</i>	<i>P. Singh</i>	<i>P. Singh</i>	<i>P. Singh</i>	<i>P. Singh</i>
4	POL ROHAN	216301066	B.TECH.	VI	AI USING PYTHON	CSE	<i>P. Singh</i>	<i>Kohar</i>	<i>Kohar</i>	<i>Kohar</i>	<i>Kohar</i>
5	HARIOM <del>Singh</del>	216301038	B.TECH.	VI	AI USING PYTHON	CSE	<i>Prince</i>	<i>Prince</i>	<i>Prince</i>	<i>Prince</i>	<i>Prince</i>
6	UTKARSH KUMAR JHA	216301103	B.TECH.	VI	AI USING PYTHON	CSE	<i>Prince</i>	<i>Prince</i>	<i>Prince</i>	<i>Prince</i>	<i>Prince</i>
7	MANISH KUMAR SHUBHAM	226301126	B.TECH.	IV	AI USING PYTHON	CSE	<i>Prince</i>	<i>Prince</i>	<i>Prince</i>	<i>Prince</i>	<i>Prince</i>
8	ASHISH KUMAR	216301117	B.TECH.	VI	AI USING PYTHON	CSE	<i>Prince</i>	<i>Prince</i>	<i>Prince</i>	<i>Prince</i>	<i>Prince</i>
9	VISHAL KUMAR	216301105	B.TECH.	VI	AI USING PYTHON	CSE	<i>Prince</i>	<i>Prince</i>	<i>Prince</i>	<i>Prince</i>	<i>Prince</i>
10	KSHETRIMAYUM GALAX SINGH	216320024	B.TECH.	VI	AI USING PYTHON	CSE	<i>Prince</i>	<i>Prince</i>	<i>Prince</i>	<i>Prince</i>	<i>Prince</i>
11	RUDRA PRAKASH PANDAY	216301089	B.TECH.	VI	AI USING PYTHON	CSE	<i>Prince</i>	<i>Prince</i>	<i>Prince</i>	<i>Prince</i>	<i>Prince</i>
12	GAURAV JAISWAR	216320016	B.TECH.	VI	AI USING PYTHON	CSE	<i>Prince</i>	<i>Prince</i>	<i>Prince</i>	<i>Prince</i>	<i>Prince</i>
13	SURAJ SAROI	216301100	B.TECH.	VI	AI USING PYTHON	CSE	<i>Prince</i>	<i>Prince</i>	<i>Prince</i>	<i>Prince</i>	<i>Prince</i>
14	HARSH KUMAR	216320077	B.TECH.	VI	AI USING PYTHON	CSE	<i>Prince</i>	<i>Prince</i>	<i>Prince</i>	<i>Prince</i>	<i>Prince</i>
15	AKSHAT SENGAR	216320062	B.TECH.	VI	AI USING PYTHON	CSE	<i>Prince</i>	<i>Prince</i>	<i>Prince</i>	<i>Prince</i>	<i>Prince</i>
16	AAVUSHMAN TIWARI	216320001	B.TECH.	VI	AI USING PYTHON	CSE	<i>Prince</i>	<i>Prince</i>	<i>Prince</i>	<i>Prince</i>	<i>Prince</i>
17	ASHUTOSH SONAKIYA	216320009	B.TECH.	VI	AI USING PYTHON	CSE	<i>Prince</i>	<i>Prince</i>	<i>Prince</i>	<i>Prince</i>	<i>Prince</i>
18	KANISTH SALUJA	216301042	B.TECH.	VI	AI USING PYTHON	CSE	<i>Prince</i>	<i>Prince</i>	<i>Prince</i>	<i>Prince</i>	<i>Prince</i>



44	RAGHUNANDAN VERMA	216301002	B.TECH.	VI	AI USING PYTHON	CSE	Raghunandan Verma	Raghunandan Verma	Raghunandan Verma	Raghunandan Verma	Raghunandan Verma
45	ABHINANDAN VATSALYA	216301001	B.TECH.	VI	AI USING PYTHON	CSE	Abhinandan Vatsalya	Abhinandan Vatsalya	Abhinandan Vatsalya	Abhinandan Vatsalya	Abhinandan Vatsalya
46	MANISH KUMAR AKELA	226301127	B.TECH.	IV	AI USING PYTHON	CSE	Manish Kumar Akela	Manish Kumar Akela	Manish Kumar Akela	Manish Kumar Akela	Manish Kumar Akela
47	SAURAB DAS	226320075	B.TECH.	IV	AI USING PYTHON	CSE	Saurab Das	Saurab Das	Saurab Das	Saurab Das	Saurab Das
48	AAVUSH JOSHI	226301003	B.TECH.	IV	AI USING PYTHON	CSE	Avush Joshi	Avush Joshi	Avush Joshi	Avush Joshi	Avush Joshi
49	ARYAN YADAV	226301039	B.TECH.	IV	AI USING PYTHON	CSE	Aryan Yadav	Aryan Yadav	Aryan Yadav	Aryan Yadav	Aryan Yadav
50	AKHILESH YADAV	226301018	B.TECH.	IV	AI USING PYTHON	CSE	Akhilesh Yadav	Akhilesh Yadav	Akhilesh Yadav	Akhilesh Yadav	Akhilesh Yadav
51	BALA PAVAN SAI	226301049	B.TECH.	IV	AI USING PYTHON	CSE	Bal Pavan Sai	Bal Pavan Sai	Bal Pavan Sai	Bal Pavan Sai	Bal Pavan Sai
52	TALARI VENKATA SATYA SAI PRASANTH	226320083	B.TECH.	IV	AI USING PYTHON	CSE	Talari Venkata Satya Sai Pranth	Talari Venkata Satya Sai Pranth	Talari Venkata Satya Sai Pranth	Talari Venkata Satya Sai Pranth	Talari Venkata Satya Sai Pranth
53	ANSHUMAN RATH	216301120	B.TECH.	VI	AI USING PYTHON	CSE	Anshuman Rath	Anshuman Rath	Anshuman Rath	Anshuman Rath	Anshuman Rath
54	VASHU MOGHA	226303005	B.TECH.	VI	AI USING PYTHON	CSE	Vashu Mogha	Vashu Mogha	Vashu Mogha	Vashu Mogha	Vashu Mogha
55	BHAVYA KUMAR SINGH	226303006	B.TECH.	VI	AI USING PYTHON	CSE	Bhavya Kumar Singh	Bhavya Kumar Singh	Bhavya Kumar Singh	Bhavya Kumar Singh	Bhavya Kumar Singh
56	ANKIT RAJ	226303007	B.TECH.	VI	AI USING PYTHON	CSE	Ankit Raj	Ankit Raj	Ankit Raj	Ankit Raj	Ankit Raj
57	NITTURU SHAMEER	216301059	B.TECH.	VI	AI USING PYTHON	CSE	Nitturu Shameer	Nitturu Shameer	Nitturu Shameer	Nitturu Shameer	Nitturu Shameer
58	KATURI KARTHIK	216301044	B.TECH.	VI	AI USING PYTHON	CSE	Katuri Kartik	Katuri Kartik	Katuri Kartik	Katuri Kartik	Katuri Kartik
59	ARYAN KUMAR MAHAHER	216301020	B.TECH.	VI	AI USING PYTHON	CSE	Aryan Kumar Mahaher	Aryan Kumar Mahaher	Aryan Kumar Mahaher	Aryan Kumar Mahaher	Aryan Kumar Mahaher
60	KANISHK BHARDWAJ	226303001	B.TECH.	VI	AI USING PYTHON	CSE	Kanishk Bhardwaj	Kanishk Bhardwaj	Kanishk Bhardwaj	Kanishk Bhardwaj	Kanishk Bhardwaj
61	OM KUMAR DEO	216320032	B.TECH.	VI	AI USING PYTHON	CSE	Om Kumar Deo	Om Kumar Deo	Om Kumar Deo	Om Kumar Deo	Om Kumar Deo
62	SHAL SHARMA	216320066	B.TECH.	VI	AI USING PYTHON	CSE	Shal Sharma	Shal Sharma	Shal Sharma	Shal Sharma	Shal Sharma
63	AYUSH KAUSHAL	216301026	B.TECH.	VI	AI USING PYTHON	CSE	Ayush Kaushal	Ayush Kaushal	Ayush Kaushal	Ayush Kaushal	Ayush Kaushal
64	MANISH KUMAR	216301053	B.TECH.	VI	AI USING PYTHON	CSE	Manish Kumar	Manish Kumar	Manish Kumar	Manish Kumar	Manish Kumar
65	SHIVAM TIWARI	216301095	B.TECH.	VI	AI USING PYTHON	CSE	Shivam Tiwari	Shivam Tiwari	Shivam Tiwari	Shivam Tiwari	Shivam Tiwari

66	MANISH KUMAR	216301052	B.TECH.	VI	AI USING PYTHON	CSE							
67	RAUNALE KUMAR PASWAN	216301079	B.TECH.	VI	AI USING PYTHON	CSE							
68	SUJAY KUMAR	216320073	B.TECH.	VI	AI USING PYTHON	CSE							
69	DURGESH RAJBHAR	226301082	B.TECH.	IV	AI USING PYTHON	CSE							
70	BHAGESH LAXMAN VISPUTE	226301052	B.TECH.	IV	AI USING PYTHON	CSE							

71. Arand Kumar  
226320014 B.Tech IV AI USING PYTHON ECE Arand Kumar Arand Kumar Arand Kumar Arand Kumar

72. Nishk Kumar  
216301058 B.Tech VI AI USING PYTHON CSE Nishk Kumar Nishk Kumar Nishk Kumar Nishk Kumar

73. Vaibhav Mishra  
226301131 B.Tech VI AI USING PYTHON CSE Vaibhav Mishra Vaibhav Mishra Vaibhav Mishra Vaibhav Mishra

74. Siddhant  
216330058 B.Tech VI AI Using Python CSE Siddhant Siddhant Siddhant Siddhant

75. Sathya Raj  
216330032 B.Tech VI AI Using Python CSE Sathya Raj Sathya Raj Sathya Raj Sathya Raj

76. Manish Kumar  
226320047 B.Tech V<sup>th</sup> AI Using Python CSE Manish Kumar Manish Kumar Manish Kumar Manish Kumar

77. Sharan Kumar  
226301199 B.Tech IV<sup>th</sup> AI Using Python CSE Sharan Kumar Sharan Kumar Sharan Kumar Sharan Kumar

78. Aditya Kumar  
216320002 B.Tech V<sup>th</sup> AI using Python ECE Aditya Kumar Aditya Kumar Aditya Kumar Aditya Kumar

79. Pratham Mishra  
226320006 B.Tech IV AI using Python ECE Pratham Mishra Pratham Mishra Pratham Mishra Pratham Mishra

80. Prathap KRISHA  
216310005 B.Tech V<sup>th</sup> AI using Python CSE Prathap Prathap Prathap Prathap

81. Pramee Prasad  
216301092 B.Tech V<sup>th</sup> AI using Python CSE Pramee Pramee Pramee Pramee

NAME	Registration Number	Sem	Choke	Department	18	19	20	21/5/24	22/5/24
81) JENALIA DINESH	226320024	IV	Python using AD	CSE	Chok	Chok	Chok	Chok	Chok
82) Dev Sharma	226330010	IV	python "	EE	Sharma	Sharma	Sharma	Sharma	Sharma
83) Nidharani Anari	216320057	VI	AI - Python	ECE	Nidharani	Nidharani	Nidharani	Nidharani	Nidharani
84) Siddarth Gautam	216320080	VI	Python	EE	Siddarth	Siddarth	Siddarth	Siddarth	Siddarth
85) Vaibhav Sharma	226991007	IV	"	EE Diploma	Vaib	Vaib	Vaib	Vaib	Vaib
86) Y Nanda Vamsini Krishna	216301107	VI	Python	CSE	Y Nanda	Y Nanda	Y Nanda	Y Nanda	Y Nanda