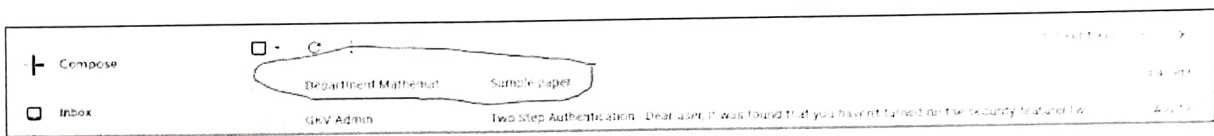



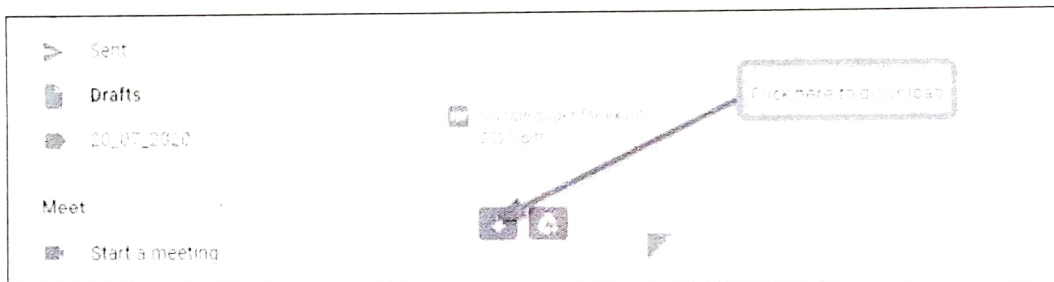
Date: 15.01.2022

Instruction for Online Examination

1. All the students can access the exam paper only using his/her deemed to be university email Id (rollno@gkv.ac.in).
2. Students will receive the paper on their deemed to be university email ID (rollno@gkv.ac.in) by half an hour before the examination time in pdf format. (If Question paper is not available in inbox of the email, please check spam folder also.



3. Students will download the paper and will write the exam on a plane/Line paper in own handwriting. Typed answersheet will not be evaluated.



4. On the First page it is must to mention the following information.

- Name: Student Name
- Registration / Roll No.
- Class
- Subject
- Paper Code
- Paper Name
- Date
- Total page no attached in the PDF sent by you _____ (This can be filled only after examination)

5. It is must to mention the Name, Registration No. and the Page No. on the top of every page after the first page.

①
नाम - अरुण कुमार
अनुक्रमांक - 201874675
कक्षा - B.Sc II Sem
विषय - गणित
पठन उप विभाग - Differential Equations
दिनांक - 01/09/2020
पृष्ठ संख्या - 02

SECTION - A

Ans-01: _____

Ans-02: _____

Ans-03: _____

अनुक्रमांक 201874675

Ans 02 ... Continues

SECTION - B

Ans 01: _____

Ans 02: _____

End

6. After finishing writing your exam, take photo of every page in the order and create a PDF and reply the same email with your attachment from which you received the paper. Do not send email on any other email-id, as this will not be accepted.

7. PDF file name should be in the format: **registration_no_papercode**

a. For Example, Registration No. is 206330020 and the paper code BMA-C201,
so the PDF filename should be **206330020_BMA-C201**

8. The student has 1 hour time post exam time to create and submit PDF through email
**(Like your exam time is 11am-2pm, then you have one hour more till 3pm to create
and email the PDF file)**. File received after that will not be entertained.

9. Before sending answersheet (pdf format) please ensure that correct pdf file is
attached.



Registrar